



## Method 14

### Wild Sheep

(Except Barbary Sheep, Tur, and Bharal—see 7-d.)

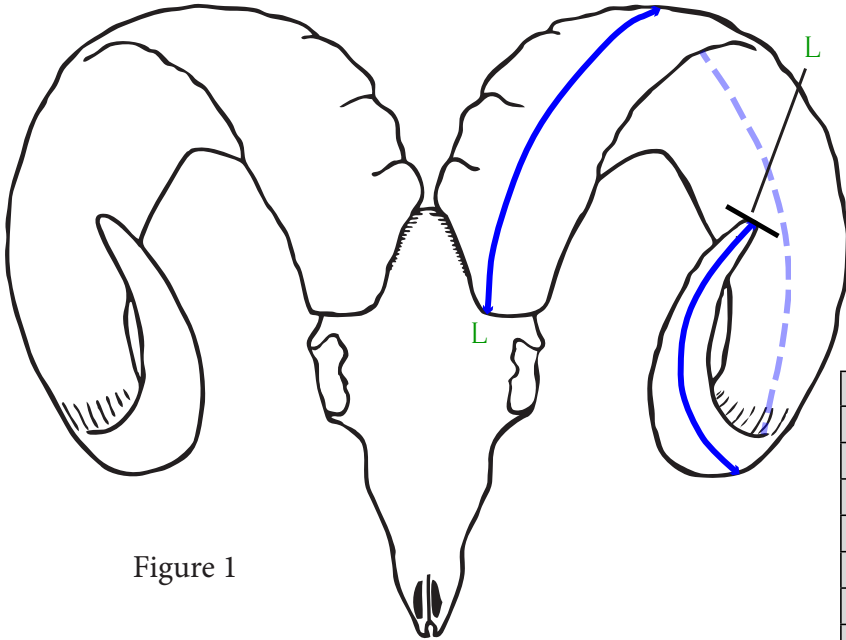


Figure 1

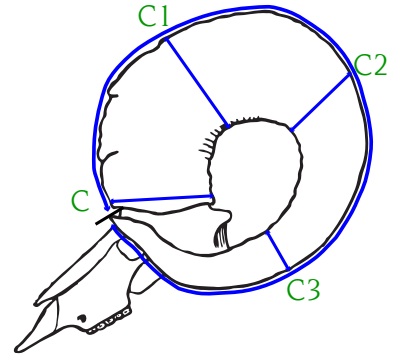


Figure 2

	Left	Right	Quarter
L-length	/8	/8	Longest
C-circumference	/8	/8	Horn
C1-circumference	/8	/8	
C2-circumference	/8	/8	
C3-circumference	/8	/8	
Subtotals	/8	/8	
<b>Score (Left &amp; Right sub totals)</b>		/8	
Growth Rings			
Tip to Tip			

**To Be Filled Out by Measurer:** (All fields *MUST* be filled in for entry to be acceptable.) (Please print!)

**Outfitter / Guide** \_\_\_\_\_ Date Measured \_\_\_\_/\_\_\_\_/\_\_\_\_  
(year/month/day)

**Measurer's Information:**

Name \_\_\_\_\_ Signature \_\_\_\_\_

**Trophy Information:** Country \_\_\_\_\_ Date Collected \_\_\_\_/\_\_\_\_/\_\_\_\_  
(year/month/day)

Area/Nearest town \_\_\_\_\_ Game proof fence\*: Yes  No

Rifle/Shotgun  | Muzzleloader  | Handgun  | Bow/Crossbow  | Picked up  | Acquired  | If enclosed, \_\_\_\_\_ Acres  Hectares

**Owner's/Hunter's Information:** (For different shipping address, see other side)

\*See Measuring Handbook for definition.

First \_\_\_\_\_ Last \_\_\_\_\_

Address \_\_\_\_\_

City \_\_\_\_\_ Prov / State \_\_\_\_\_ Pstl Code \_\_\_\_\_ Country \_\_\_\_\_

Tel. (INT) (\_\_\_\_) \_\_\_\_\_ Email \_\_\_\_\_

Credit Card: Visa  MC  AMX  (Credit card payments will be processed through Safari Press, Inc.)

Credit Card Number \_\_\_\_\_ Expires \_\_\_\_/\_\_\_\_ CVV \_\_\_\_ (on back of card)

I certify that I hunted or acquired this trophy in an ethical, lawful, fair-chase manner, and according to Rowland Ward Ltd.'s Guiding Principles and that Rowland Ward can use my photos for publication.

Signature \_\_\_\_\_ (Official Use Only \_\_\_\_/\_\_\_\_/\_\_\_\_)



## Method 14 Wild Sheep (Except Barbary Sheep, Tur, and Bharal. See 7-d.)

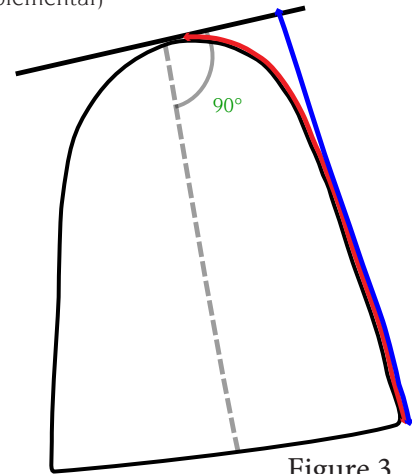
**Length:** Begin on the front of the horn at the lowest point and follow the center front over the horn to the tip. (Figure 1, **L**) If horn tip worn or broken Card off (see general instructions) (Figure 3)

**Circumference:** Measure the base. (**C**) The tape must form a continuous loop and be at a 90-degree angle to axis to the horn. (Figure 2) Do not press the tape in any groove and do not follow the jagged edge at end of the horn. **Next**, divide the length of the longer horn by four (4) and record the values in the table under "Quarters Longest Horn". Use these numbers to section both the longest and the shorter horn into quarters starting from the base. Measure the circumference of the 1st, 2nd, 3rd quarters. (**C1, C2, C3**) These measurements are to be made at a 90-degree angle to the axis of the horn. (Figure 2)

**Growth Rings:** Count the growth rings on both horns. (Supplemental)

**Tip to Tip:** Measure the Tip to Tip spread from the center of one horn tip to the other. (Supplemental)

<b>THIN HORN</b>	<input type="checkbox"/> Sair	<input type="checkbox"/> European
<input type="checkbox"/> Dall's	<input type="checkbox"/> Severtzov	<input type="checkbox"/> Kerman
<input type="checkbox"/> Stone's	<input type="checkbox"/> Tian Shan	<input type="checkbox"/> Ladakh
<b>BIGHORN</b>	<input type="checkbox"/> Tibetan	<input type="checkbox"/> Laristan
<input type="checkbox"/> Desert		<input type="checkbox"/> Punjab
<input type="checkbox"/> Rocky Mountain	<b>MOUFLON/URIAL</b>	<input type="checkbox"/> Shiraz
<b>ARGALI</b>	<input type="checkbox"/> Afghan	<input type="checkbox"/> Transcaspian
<input type="checkbox"/> Altai	<input type="checkbox"/> Alborz Red	<b>SNOW</b>
<input type="checkbox"/> Gobi	<input type="checkbox"/> Anatolian	<input type="checkbox"/> Kamchatka
<input type="checkbox"/> Kara Tau	<input type="checkbox"/> Armenian	<input type="checkbox"/> Putorana
<input type="checkbox"/> Karaganda	<input type="checkbox"/> Blanford's	<input type="checkbox"/> Siberian Snow
<input type="checkbox"/> Litledale	<input type="checkbox"/> Cyprus	
<input type="checkbox"/> Marco Polo	<input type="checkbox"/> Esfahan	
<input type="checkbox"/> Northern Tibetan		



Comments (Note trophy repairs, remeasuring, and so on, here):

---



---



---

**If you want your certificate, book or plaque shipped to a different address enter it here.**

First \_\_\_\_\_ Last \_\_\_\_\_  
 Address \_\_\_\_\_  
 Address \_\_\_\_\_  
 City \_\_\_\_\_ Prov/State \_\_\_\_\_ Pstl Code \_\_\_\_\_ Country \_\_\_\_\_

**Photos:** Clear, focused side- and front-view "in-the-field" photos must accompany all animals. Digital photos must be a minimum of 300DPI (12 dots per mm) or 2100 x 1500 pixels.

**Send this form and payment to** the address listed below. You may also scan the form and send via email to [info@rowlandward.com](mailto:info@rowlandward.com).

**Payments** are accepted via credit card (credit card payments will be processed through Safari Press Inc.). In the U.S., checks in U.S. funds are accepted; make your checks payable to Rowland Ward, Ltd. See price list below.

*Rowland Ward Ltd. reserves the right to exclude any trophy from publication. All photos submitted will become the property of Rowland Ward Ltd. and may be published in the book or used for promotional purposes to further the sales of the book.*

Total your order here:	Subtotal
1. Fee for each record book entry (No certificate or plaque w/o entry).....	\$35 US Qty. ____
2. Rowland Ward <b>digital</b> certificate of publication.....	\$5 US Qty. ____
3. Rowland Ward <b>paper</b> certificate of publication (includes postage).....	\$15 US Qty. ____
4. Rowland Ward certificate of publication plaque (shipping will be added).....	\$75 US Qty. ____
5. <i>Rowland Ward's Records of Big Game 30th Edn (Africa Records)*</i> (hard bound cloth) .....	\$150 US Qty. ____
5. <i>Rowland Ward's Records of Big Game 30th Edn (Africa Records)*</i> (leather bound) .....	\$375 US Qty. ____
	Total ____

\*Shipping charges \$18.95 within USA, \$29.95 to Canada, \$39.95 rest of the world.