



Method 12-b Dwarf Forest and West African Buffaloes

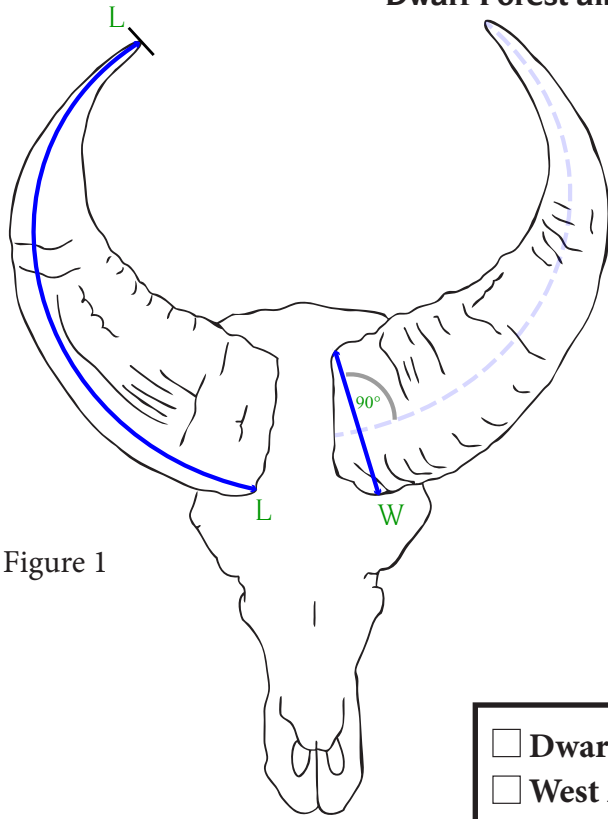


Figure 1

	Left (A)	Right (B)
L	/8	/8
W	/8	/8
Score (A + B)		/8

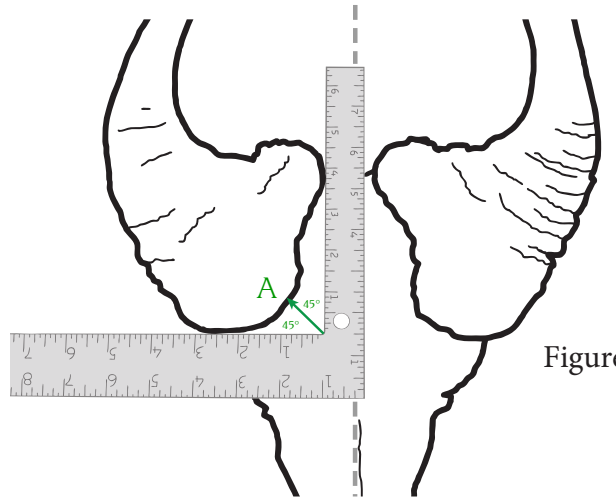


Figure 2

- Dwarf Forest buffalo

West African buffalo

To Be Filled Out by Measurer: (All fields *MUST* be filled in for entry to be acceptable.) (Please print!)

Outfitter / Guide _____ Date Measured ____/____/____
(year/month/day)

Measurer's Information:

Name _____ Signature _____

Trophy Information: Country _____ Date Collected ____/____/____
(year/month/day)

Area/Nearest town _____ Game proof fence*: Yes No

Rifle/Shotgun | Muzzleloader | Handgun | Bow/Crossbow | Picked up | Acquired | If enclosed, _____ Acres Hectares

Owner's/Hunter's Information: (For different shipping address, see other side)

*See Measuring Handbook for definition.

First _____ Last _____

Address _____

City _____ Prov / State _____ Pstl Code _____ Country _____

Tel. (INT) (____) _____ Email _____

Credit Card: Visa MC AMX (Credit card payments will be processed through Safari Press, Inc.)

Credit Card Number _____ Expires ____/____ CVV _____ (on back of card)

I certify that I hunted or acquired this trophy in an ethical, lawful, fair-chase manner, and according to Rowland Ward Ltd.'s Guiding Principles and that Rowland Ward can use my photos for publication.

Signature _____ (Official Use Only ____/____/____)

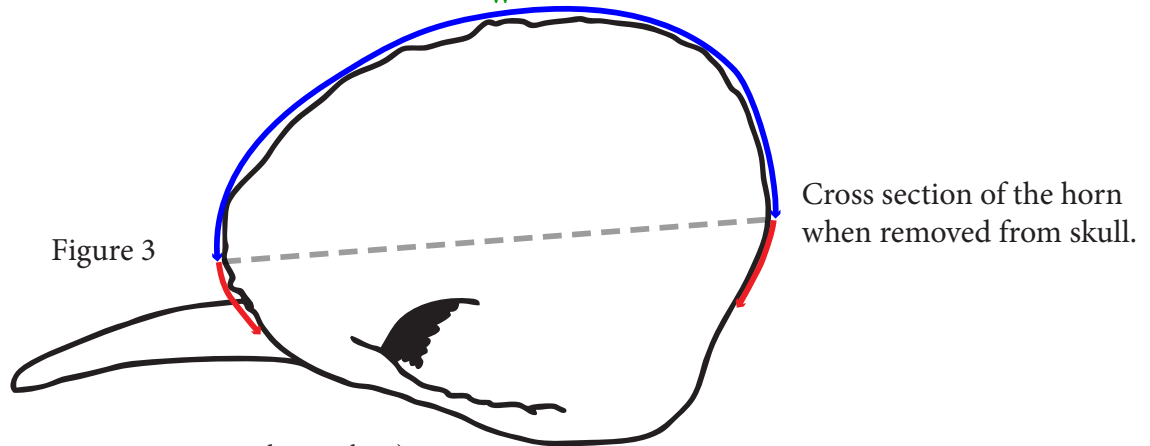


Method 12-b

West African Buffaloes and Dwarf Buffaloes.

Length: Measure each horn on the outside curve. Start on the side of the skull and measure along the front edge, keeping to the outside surface and continuing to the tip. **(L)** In order to find the starting point **(A)** for the horn length lay the long leg of a carpenter's square against the bottom most part of the boss and place the shorter leg of the square against the inner part of the boss between the horns. Make sure one leg is exactly parallel to the axis of the skull. Now divide the 90 degree angle into half and mark this spot **(A)** on the edge of the boss. This is the starting point for measurement **(L)**. Figures 1 & 2. **A boss that has been enhanced by taxidermist materials disqualifies the head for Rowland Ward.**

Width: Using a tape, measure each horn at its greatest width at a 90 degree angle to the axis of the horn. **(W)** Do not measure "green" or "soft" boss material. Depending on the horn configuration it can be possible to take a "circumference" measurement for the width. Only measure the top 50% of the horn for the width; as soon as the horn starts curving inward stop the width measurement. Boss measurements may not be taken outside the outer edge of the eye sockets. Figure 1 and 3.



Comments (Note trophy repairs, remeasuring, and so on, here):

If you want your certificate, book or plaque shipped to a different address enter it here.

First _____ Last _____
 Address _____
 Address _____
 City _____ Prov/State _____ Pstl Code _____ Country _____

Photos: Clear, focused side- and front-view "in-the-field" photos must accompany all animals. Digital photos must be a minimum of 300DPI (12 dots per mm) or 2100 x 1500 pixels. If not in the top 10 the following animals are exempted; blesbok, Southern bush duiker, klipspringer, steenbok, springbok, Cape hartebeest, Southern impala, common gemsbok, common and southern mountain reedbucks, common sable, Chobe & South African bushbucks, Cape eland, S. Greater kudu, nyala, common waterbuck, blue & black wildebeests, Cape buffalo, introduced fallow deer, bushpig, warthog.

Send this form and payment to the address listed below. You may also scan the form and send via email to info@rowlandward.org.

Payments are accepted via credit card (credit card payments will be processed through Safari Press Inc.). In the U.S., checks in U.S. funds are accepted; make your checks payable to Rowland Ward, Ltd. See price list below.

Rowland Ward Ltd. reserves the right to exclude any trophy from publication. All photos submitted will become the property of Rowland Ward Ltd. and may be published in the book or used for promotional purposes to further the sales of the book.

Total your order here:

	Subtotal
1. Fee for each record book entry (No certificate or plaque w/o entry).....	\$35 US Qty. _____
2. Rowland Ward digital certificate of publication.....	\$5 US Qty. _____
3. Rowland Ward paper certificate of publication (includes postage).....	\$15 US Qty. _____
4. Rowland Ward certificate of publication plaque (shipping will be added).....	\$75 US Qty. _____
5. <i>Rowland Ward's Records of Big Game 30th Edn</i> (Africa Records)* (hard bound cloth)	\$150 US Qty. _____
5. <i>Rowland Ward's Records of Big Game 30th Edn</i> (Africa Records)* (leather bound)	\$375 US Qty. _____
	Total _____

*Shipping charges \$18.95 within USA, \$29.95 to Canada, \$39.95 rest of the world.