



Method 12-b Dwarf Forest and West African Buffaloes

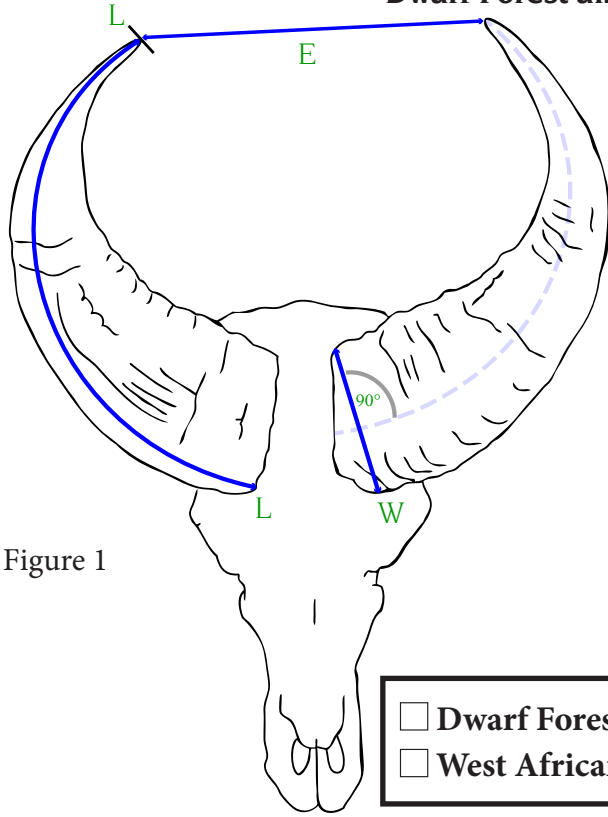


Figure 1

	Left (A)	Right (B)
L	/8	/8
W	/8	/8
Score (A + B)	/8	
E-tip to tip	/8	

- Dwarf Forest buffalo
 West African buffalo

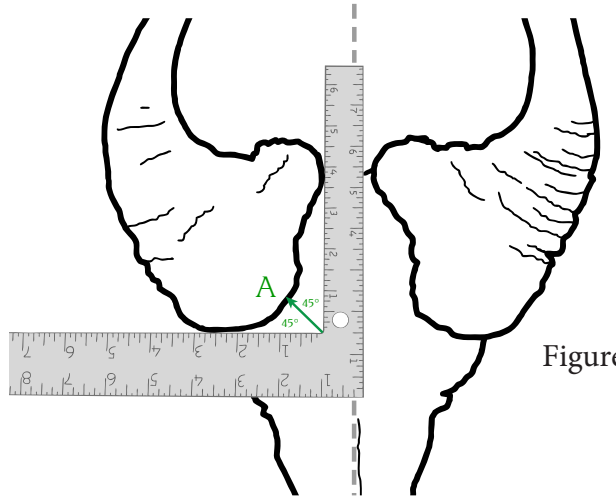


Figure 2

To Be Filled Out by Measurer: (All fields **MUST** be filled in for entry to be acceptable.) (Please print!)

Outfitter / Guide _____ Date Measured ____/____/____
(year/month/day)

Measurer's Information:

Name _____ Signature _____

Trophy Information: Country _____ Date Collected ____/____/____
(year/month/day)

Area/Nearest town _____ Game proof fence*: Yes No

Rifle/Shotgun | Muzzleloader | Handgun | Bow/Crossbow | Picked up | Acquired | If enclosed, _____ Acres Hectares

Owner's/Hunter's Information: (For different shipping address, see other side)

*See Measuring Handbook for definition.

First _____ Last _____

Address _____

City _____ Prov / State _____ Pstl Code _____ Country _____

Tel. (INT) (____) _____ Email _____

Credit Card: Visa MC AMX

Credit Card Number _____ Expires ____/____ CVV ____ (on back of card)

I certify that I hunted or acquired this trophy in an ethical, lawful, fair-chase manner, and according to Rowland Ward's Guiding Principles and that Rowland Ward can use my photos for publication.

Signature _____ Date _____ (Official Use Only ____/____/____)

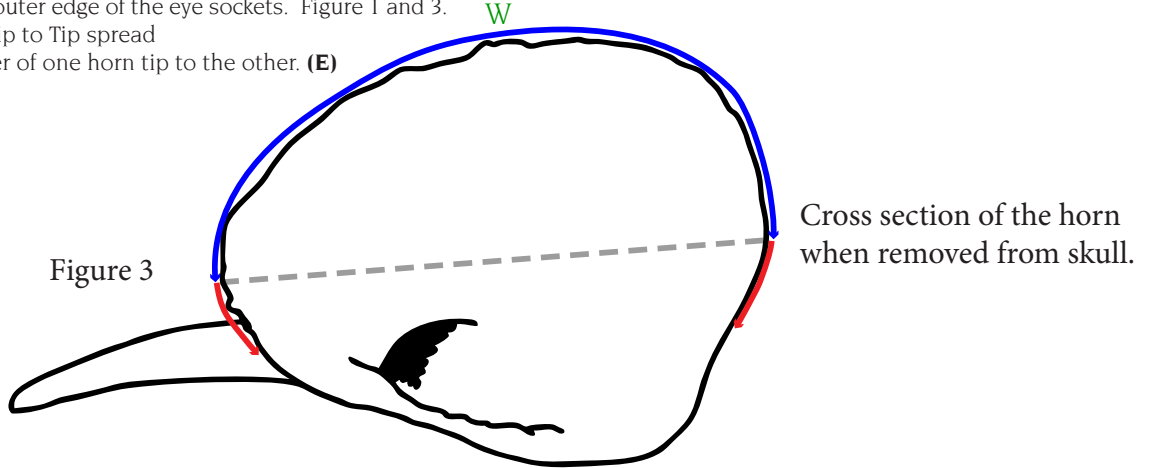


West African Buffaloes and Dwarf Buffaloes.

Length: Measure each horn on the outside curve. Start on the side of the skull and measure along the front edge, keeping to the outside surface and continuing to the tip. **(L)** In order to find the starting point **(A)** for the horn length lay the long leg of a carpenter's square against the bottom most part of the boss and place the shorter leg of the square against the inner part of the boss between the horns. Make sure one leg is exactly parallel to the axis of the skull. Now divide the 90 degree angle into half and mark this spot **(A)** on the edge of the boss. This is the starting point for measurement **(L)**. Figures 1 & 2. **A boss that has been enhanced by taxidermist materials disqualifies the head for Rowland Ward.**

Width: Using a tape, measure each horn at its greatest width at a 90 degree angle to the axis of the horn. **(W)** Do not measure "green" or "soft" boss material. Depending on the horn configuration it can be possible to take a "circumference" measurement for the width. Only measure the top 50% of the horn for the width; as soon as the horn starts curving inward stop the width measurement. Boss measurements may not be taken outside the outer edge of the eye sockets. Figure 1 and 3.

Tip to Tip: Measure the Tip to Tip spread from the center of one horn tip to the other. **(E)** REQUIRED



Comments (Note trophy repairs, remeasuring, and so on, here):

If you want your certificate, book or plaque shipped to a different address enter it here:

First _____ Last _____
 Address _____
 Address _____
 City _____ Prov/State _____ Pstl Code _____ Country _____

Photos: Clear, focused side- and front-view "in-the-field" photos must accompany all animals. Digital photos must be a minimum of 300DPI (12 dots per mm) or 2100 x 1500 pixels. If not in the top 10 the following animals are exempted; blesbok, Southern bush duiker, klipspringer, steenbok, springbok, Cape hartebeest, Southern impala, common gemsbok, common and southern mountain reedbucks, common sable, Chobe & South African bushbucks, Cape eland, S. Greater kudu, nyala, common waterbuck, blue & black wildebeests, Cape buffalo, introduced fallow deer, bushpig, warthog.

Rowland Ward reserves the right to exclude any trophy from publication. All photos submitted will become the property of Rowland Ward and may be published in the book or used for promotional purposes to further the sales of the book.

Send this form and payment to the address listed below. You may also scan the form and send via email to info@rowlandward.org.

Payments are accepted via credit card. In the U.S., checks in U.S. funds are accepted; make your checks payable to Rowland Ward. See price list below.

Total your order here:

	Quantity	Subtotal
1. Fee for each record book entry (No certificate or plaque w/o entry).....	\$35 US Qty. ____	_____
2. Rowland Ward digital certificate of publication.....	\$5 US Qty. ____	_____
3. Rowland Ward paper certificate of publication (includes postage).....	\$15 US Qty. ____	_____
4. Rowland Ward certificate of publication plaque (shipping will be added).....	\$75 US Qty. ____	_____
5. <i>Rowland Ward's Records of Big Game 30th Edn (Africa)*</i> (hardbound cloth)	\$150 US Qty. ____	_____
6. <i>Rowland Ward's Records of Big Game 30th Edn (Africa)*</i> (leatherbound)	\$375 US Qty. ____	_____
7. <i>Rowland Ward's Records of Big Game 31st Edn (Africa)*</i> (hardbound cloth)	\$150 US Qty. ____	_____
8. <i>Rowland Ward's Records of Big Game 31st Edn (Africa)*</i> (leatherbound)	\$375 US Qty. ____	_____
Total		_____

*Shipping charges \$18.95 within USA, \$39.95 to Canada, \$49.95 rest of the world.