



Method 7-c

Barbary sheep (Aoudad), Blue sheep and Dagestan or Eastern Tur

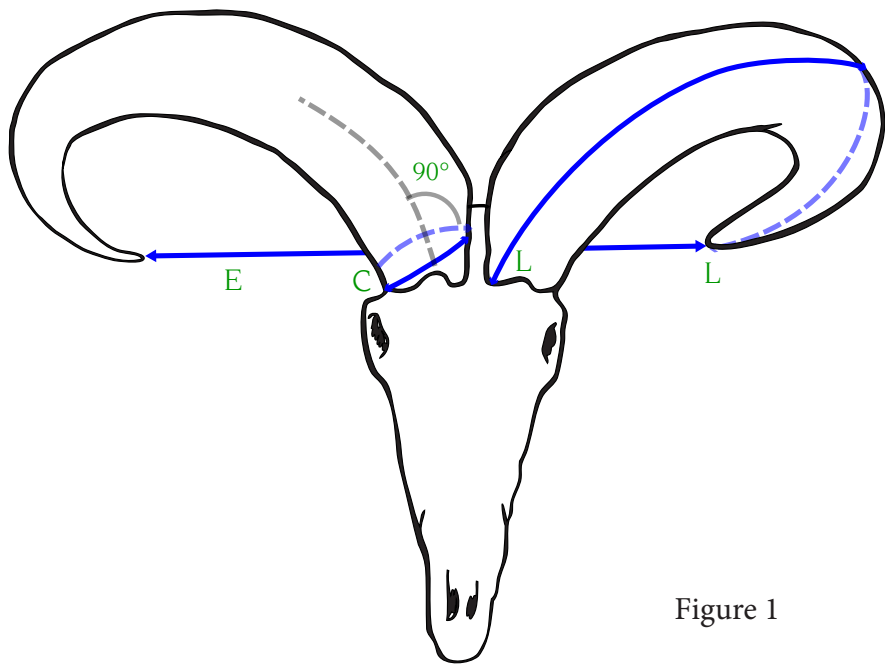


Figure 1

	Left	Right
L-length	- /8	- /8
C-circumference	- /8	- /8
E-tip to tip	- /8	
Supplemental		
No. of Growth Rings		

Rank on the longest horn

- ☐ Barbary sheep
☐ Blue sheep, Chinese
☐ Blue sheep, Himalayan
☐ Blue sheep, Pygmy
☐ Tur, Dagestan or Eastern
☐ Barbary sheep (introduced)

To Be Filled Out by Measurer: (All fields *MUST* be filled in for entry to be acceptable.) (Please print!)

Outfitter / Guide _____ Date Measured ____/____/____

NOTICE! A minimum of a 60-day drying period is required from the date collected! Day Month Year

Measurer's Information:

Name _____ Signature _____

Trophy Information: Country _____ Date Hunted/Found ____/____/____
Day Month Year

Area/Nearest town _____ Game proof fence*: Yes ☐ No ☐

Rifle/Shotgun ☐ Muzzleloader ☐ Handgun ☐ Bow/Crossbow ☐ Picked up ☐ Acquired ☐ If enclosed, _____ Acres ☐ Hectares ☐

Owner's/Hunter's Information: (For different shipping address, see other side)

*See Measuring Handbook for definition.

First _____ Last _____

Address _____

Address _____

City _____ Prov / State _____ Pstl Code _____ Country _____

Tel. (INT) (____) _____ Email _____

Credit Card: Visa ☐ MC ☐ AMX ☐

Month Year

Credit Card Number _____ Expires ____/____ CVV ____ (on back of card)

I certify that I hunted or acquired this trophy in an ethical, lawful, fair-chase manner, and according to Rowland Ward's Guiding Principles and that Rowland Ward can use my photos for publication.

Day Month Year

Signature _____ Date ____/____/____ (Official Use Only ____/____/____)



Method 7-c
Barbary sheep (Aoudad), Blue sheep and Dagestan or Eastern Tur

Length: (Barbary sheep) Measure from the lowest point on the front of the horn to the tip. **(L)** With aoudad there is normally a small extension point at the base of the horn, start here by hooking the tape under it and proceed over the center of the horn to the tip. (Figure 1)

Length: (Blue Sheep) Blue sheep have a ridge on the center top of the horn that starts about in the middle between the horns where they meet. Start to measure on this ridge and stay on it till it fades away and go from there straight to the tip. **(L)** (Figure 2)

Length: (Dagestan Tur) Start the measurement on the front of the base at the point of the horn closest to a line drawn from the center of the eye socket on the opposite side of the skull. Measure in the center of the front curve from the lowest edge of the base to the tip. **(L)** Follow the grain. (Figure 3)

Circumference: Measure the base of each horn. **(C)** The tape must form a continuous loop over horn material and be at a 90-degree angle to axis to the horn. In most cases this will mean the tape will be a distance away from the edges of the horn base.

Tip to Tip: Measure the Tip to Tip spread from the center of one horn tip to the other. **(E)** **This is a required measurement.**

Growth Rings: Count the rings on both horns. (Supplemental)

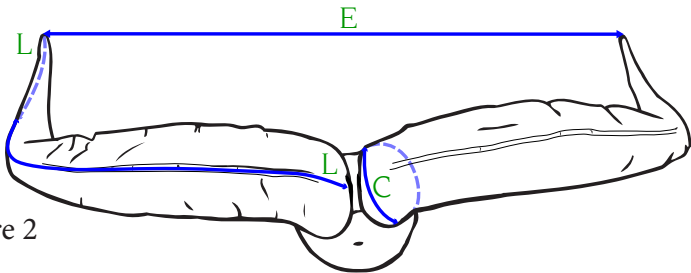


Figure 2

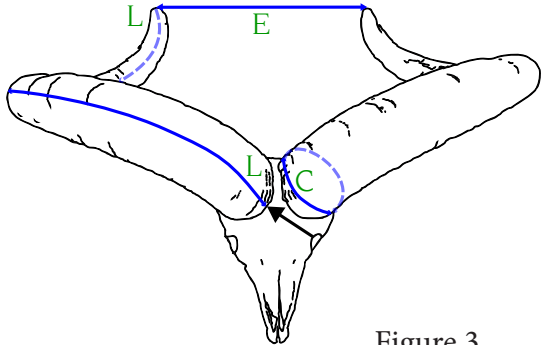


Figure 3

Comments (Note trophy repairs, remeasuring, and so on, here):

If you want your certificate, book or plaque shipped to a different address enter it here:

First _____ Last _____
Address _____
Address _____
City _____ Prov/State _____ Pstl Code _____ Country _____

Photos: Clear, focused side- and front-view “in-the-field” photos must accompany all animals. Digital photos must be a minimum of 300DPI (12 dots per mm) or 2100 x 1500 pixels. If not in the top 10 the following animals are exempted; blesbok, Southern bush duiker, klipspringer, steenbok, springbok, Cape hartebeest, Southern impala, common gemsbok, common and southern mountain reedbucks, common sable, Chobe & South African bushbucks, Cape eland, S. Greater kudu, nyala, common waterbuck, blue & black wildebeests, Cape buffalo, introduced fallow deer, bushpig, warthog.

Rowland Ward reserves the right to exclude any trophy from publication. All photos submitted will become the property of Rowland Ward and may be published in the book or used for promotional purposes to further the sales of the book.

Send this form and payment to the address listed below. You may also scan the form and send via email to info@rowlandward.org.

Payments are accepted via credit card. In the U.S., checks in U.S. funds are accepted; make your checks payable to Rowland Ward. See price list below.

Total your order here:	Quantity	Subtotal
1. Non-refundable processing fee for each record book entry (No certificate or plaque w/o entry)	\$35 US Qty. _____	_____
2. Rowland Ward digital certificate of publication.....	\$5 US Qty. _____	_____
3. Rowland Ward paper certificate of publication (includes postage).....	\$15 US Qty. _____	_____
4. Rowland Ward certificate of publication plaque* (shipping will be added).....	\$75 US Qty. _____	_____
5. Rowland Ward's Records of Big Game 30th Edn (Africa)* (hardbound cloth)	\$150 US Qty. _____	_____
6. Rowland Ward's Records of Big Game 30th Edn (Africa)* (leatherbound)	\$375 US Qty. _____	_____
7. Rowland Ward's Records of Big Game 31st Edn (Africa)* (hardbound cloth)	\$150 US Qty. _____	_____
8. Rowland Ward's Records of Big Game 31st Edn (Africa)* (leatherbound)	\$375 US Qty. _____	_____
	Total _____	_____

*Shipping charges \$18.95 within USA, \$39.95 to Canada, \$49.95 rest of the world.