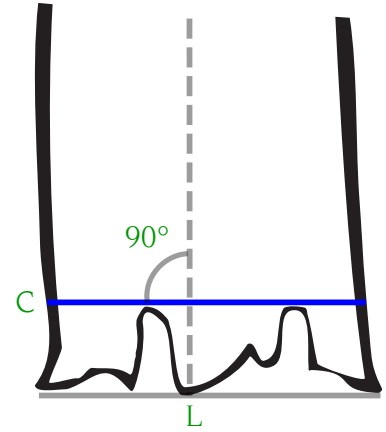
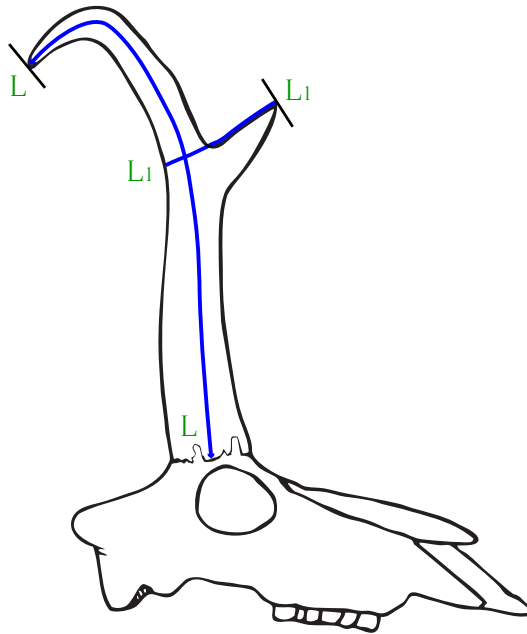
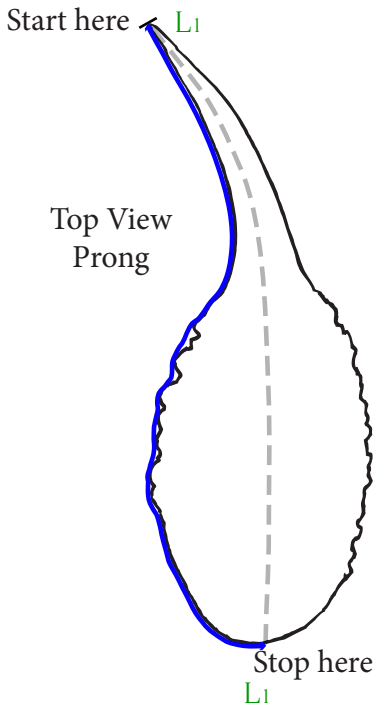


ROWLAND WARD

FOUNDED 1870

© 2026 Rowland Ward Ver. 2026-06

Method 9 Pronghorn



	Left	Right
L (Length Horn)	- /8	- /8
L1 (Length Prong)	- /8	- /8
C (Circumference)	- /8	- /8
Total Score	- /8	

Measurer's Information:

Measurer's Full Name (Please print!) _____

A 60-day drying period is required from date hunted/found!

Measurer's Signature _____ Measured _____ / _____ / _____
Month Day Year

Owner's Information (All fields below MUST be filled out by hunter/owner to be accepted. Please print!):

Place _____ / _____ Taken _____ / _____ / _____
Country Nearest Town/Area Month Day Year

Outfitter _____ Guide _____

Game proof fence (See Measuring Handbook) Yes No If enclosed, _____ Acres Hectares

Rifle/Shotgun | Muzzleloader | Handgun | Bow/Crossbow | Picked up | Acquired

First _____ Last _____

Address _____

For a different shipping address, use Comments field on next page.

City _____ Prov / State _____ Zip/Postal _____ Country _____

Tel. (INT) (____) _____ Email _____

Credit Card: VI MC AX Number _____ Expires _____ / _____ CVV _____
Month Year

I certify that I hunted or acquired this trophy in an ethical, lawful, fair-chase manner, and according to Rowland Ward's Guiding Principles and I agree that all photos submitted will become the property of Rowland Ward and may be published and used for promotional purposes. The Rowland Ward Foundation reserves the right to exclude any trophy from publication. Incomplete or wrongly filled in forms will not be refunded.

Signature _____ Date _____ / _____ / _____ (Official Use Only _____ / _____)
Month Day Year

Method 9 Pronghorn

Rank on Total Score.

Length: Measure each horn along its outside surface, following the centerline of the horn to the tip. Start at the base. To find the starting point, find the lowest point on the horn, and from there draw a straight line at a 90-degree axis to the horn. This line is the starting point. **(L)** Next, measure the prong along the top, outside edge from the tip to the center back edge of the horn. **(L1)**

Circumference: Measure the base of each horn at a 90 degree angle to the axis of the horn. **(C)** The base measurement must **(1)** form a continuous loop, **(2)** be over horn material at all times, and **(3)** be at a 90-degree angle to the axis of the horn. It must not span any air gaps

Comments (Note trophy repairs, remeasuring, different shipping address, and so on, here):

If you want your certificate, book or plaque shipped to a different address enter in the comment section above.

Photos: Digital clear, focused side- and front-view in-the-field photos must accompany all animals. Image must be a minimum of 300DPI (12 dots per mm) or 2100 x 1500 pixels.

Send this form and payment to the address below, or email to info@rowlandward.org.

Payments are accepted via credit card or checks drawn on a U.S. bank.

Total your order here:

	Quantity	Subtotal
1. Non-refundable processing fee for each record book entry (No certificate or plaque w/o entry).. \$35 US Qty. <u> 1 </u>		\$35
2. Rowland Ward digital certificate of publication.....	\$10 US Qty. <u> </u>	<u> </u>
3. Rowland Ward paper certificate of publication (includes postage).....	\$20 US Qty. <u> </u>	<u> </u>
4. Rowland Ward certificate of publication plaque* (shipping will be added).....	\$75 US Qty. <u> </u>	<u> </u>
5. <i>Rowland Ward's Records of Big Game 30th Edn (Africa)*</i> (hardbound cloth)	\$150 US Qty. <u> </u>	<u> </u>
6. <i>Rowland Ward's Records of Big Game 30th Edn (Africa)*</i> (leatherbound)	\$375 US Qty. <u> </u>	<u> </u>
7. <i>Rowland Ward's Records of Big Game 31st Edn (Africa)*</i> (hardbound cloth)	\$150 US Qty. <u> </u>	<u> </u>
8. <i>Rowland Ward's Records of Big Game 31st Edn (Africa)*</i> (leatherbound)	\$375 US Qty. <u> </u>	<u> </u>
	Total	<u> </u>

*Shipping charges \$18.95 within USA, \$39.95 to Canada, \$49.95 rest of the world.